

SWARNPRASTHA PUBLIC SCHOOL
HOLIDAY HOMEWORK
SESSION (2023-24)

Name : _____

Class & Sec : _____

Roll No. : _____

*Summertime, summertime, Let's go out and play.
Time for fun, and lots of sun.*



I love this kind of day!

Summertime, summertime, Swimming to stay cool.



Pillow fights, and late night bites.

An awesome break from school!

Summer Vacation is a time full of fun games and activities. With that there are a lot of other things which you can do. For that we have planned some interesting work to make your summer full of creativity. So, go ahead and enjoy your summer break.

GUIDELINES FOR HOLIDAY HOMEWORK

- Holiday homework has to be done under the parental guidance.
- It must be done in a very neat and presentable manner.
- Revise the work done in the month of April and May for all subjects.
- Make your own time table to organize your daily routine like watching television, playing with friends, studying etc.
- Watch informative channels like Discovery kids, Animal Planet, YouTube Kids etc. to enhance your knowledge.
- Converse in English with your parent.
- Holiday Homework should be submitted in a folder by 3rd July 2023 (Monday). It must be labelled properly with the name, class and roll number of the child.

Looking forward to see you soon.

HAPPY HOLIDAYS!

Team Swarnprastha

Activity 1. Recognise the picture and write the correct word-




--	--	--



--	--	--



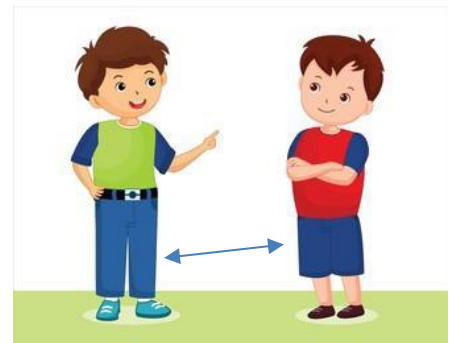
--	--	--



--	--	--



--	--	--



--	--	--

Activity 2. Write the first letter to complete each word below-



_____at



_____ap



_____ap



_____at



_____ap



_____at

Activity 3. Dear parent kindly assist your ward in making beautiful craft with the help of images given below-

Roll no. 1 to 6 will make 'at' sound words craft



For 'at' sound words

Roll no. 7 to 13 will make 'am' sound words craft



For 'en' sound words

Roll no. 14 to 19 will make 'en' sound words







For 'an' sound words

Roll no. 20 to 23 will make 'et' sound words craft

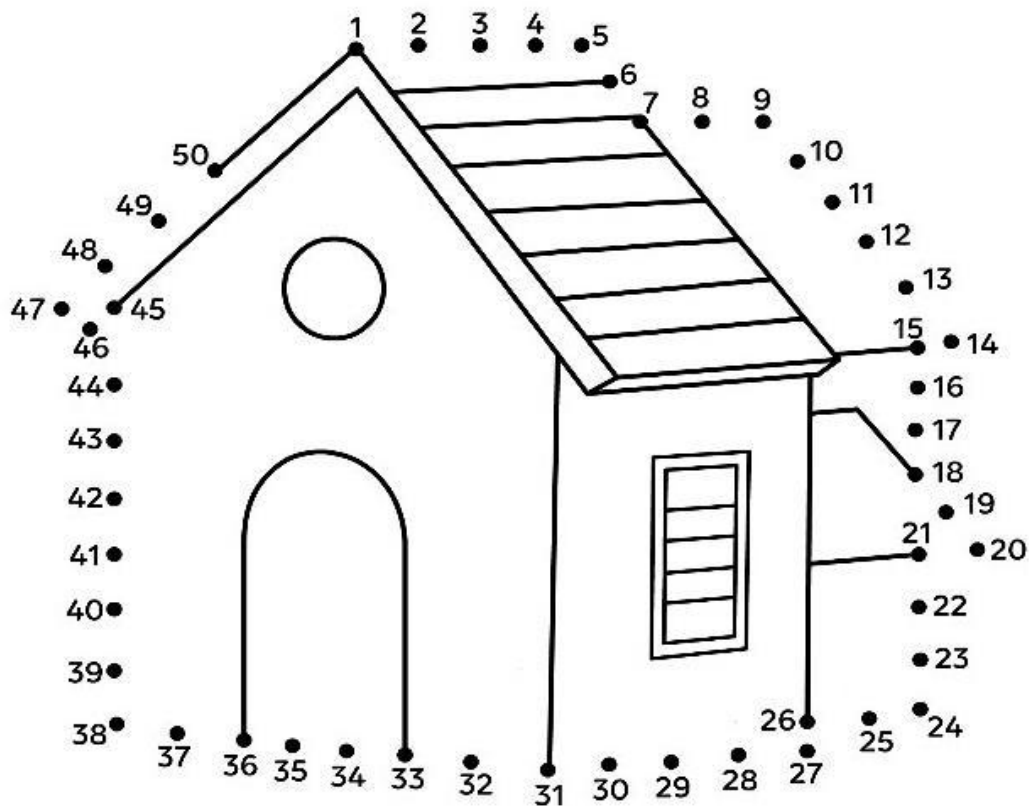
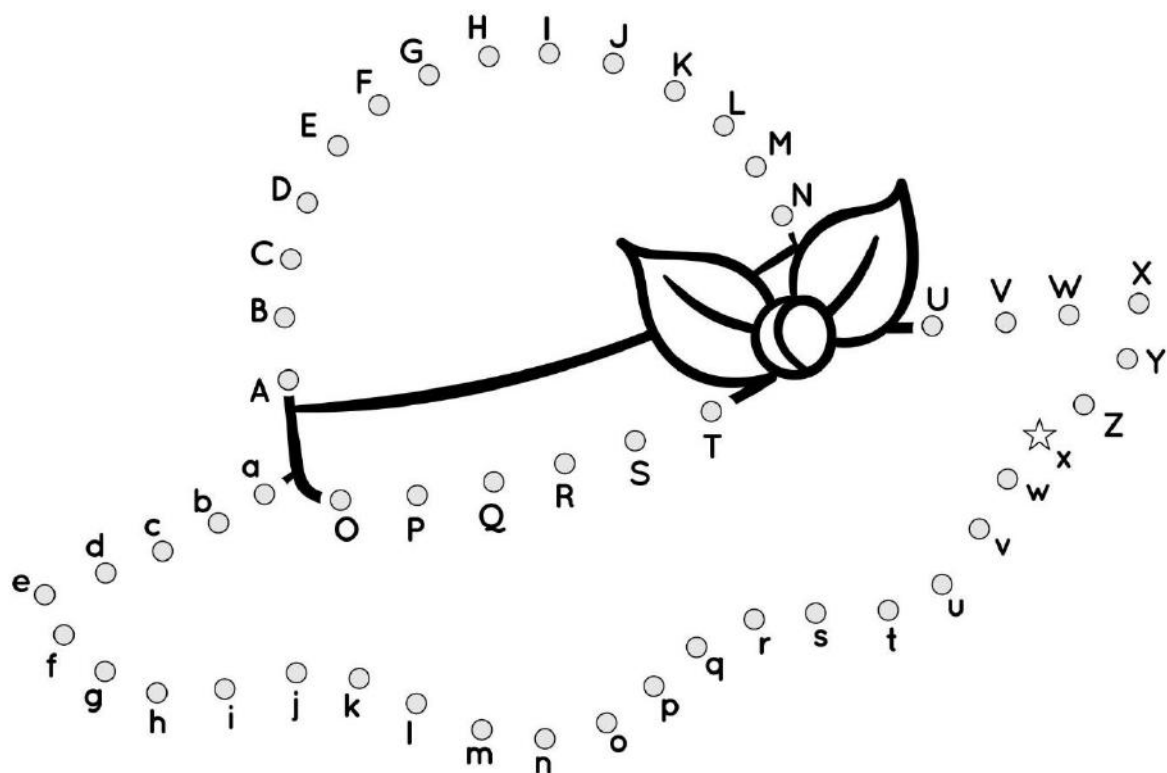


For 'et' sound words

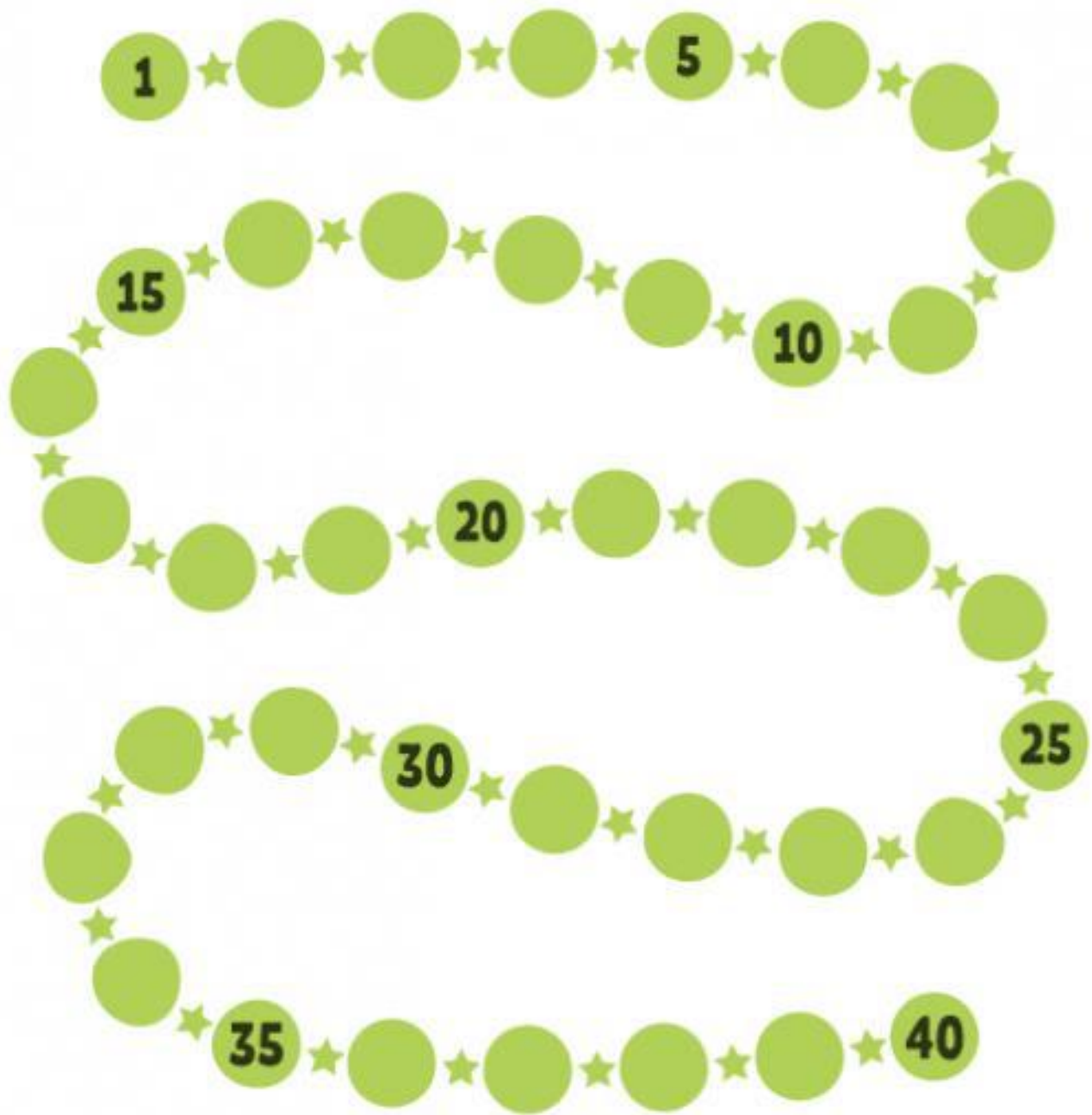
Activity 4: Count and write the total number of all the items listed below-



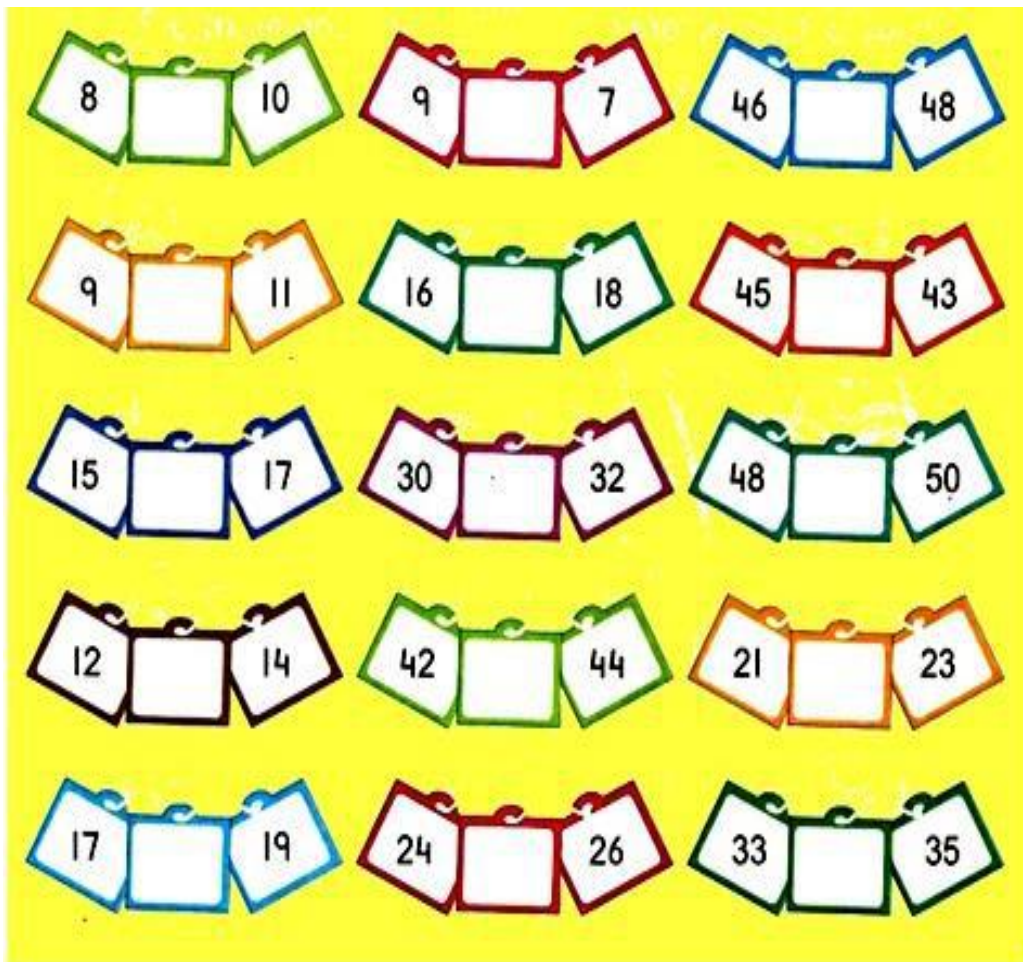
Activity 5. Join the dots and colour the pictures -



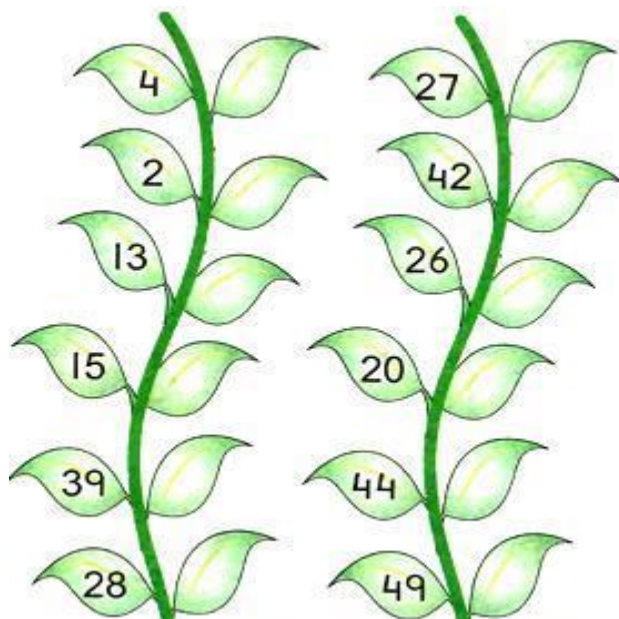
Activity 6. Write the missing numbers in the blanks-



Activity 7. (a) What comes in between the given numbers–



Activity 7. (b) What comes just after the given numbers–



Activity 8.

Come, let us celebrate Father's Day in an interesting way.

Father's Day is observed on the third Sunday of June. It honours all fathers, grandfathers and father figure for their contribution. So on this father's day treat your father with ***"Puffed Rice Peanut Butter Balls". You can also decide his dress for the day and have photo session with him.***



To make Puffed Rice Peanut Butter Balls, you will need-

- | | |
|------------------------|----------|
| ➤ Puffed Rice(murmura) | 1 cup |
| ➤ Honey | ¼ cup |
| ➤ Peanut Butter | ½ cup |
| ➤ Powdered Sugar | 1 ½ cup |
| ➤ Gems | 1 packet |
| ➤ Raisins | 2 tbsp |

➤ Step By Step Recipe Of Puffed Rice Peanut Butter Balls

1. In a bowl, take honey and add powdered sugar and peanut butter. Mix it well.
2. Add puffed rice and raisins (kishmish) and combine it well so that it is properly coated with peanut butter.
3. Mixture is ready to shape. Take a portion of this mixture and make small balls.
4. Make sweet balls until the mixture is completely used.
5. Garnish the balls with gems and place them in the refrigerator for 10-15 minutes to set.
6. Sweet puffed rice peanut butter balls are ready.

Recipe link- <https://www.youtube.com/watch?v=6R9hWpqu6mM>

Learn this poem to recite to your father on father's day (The teacher will listen it in the class after the summer break)




Daddy, daddy let me say
I love you in every way
I love you for all you do
I love you for being you
Daddy, Daddy let me say
Have a happy Father's Day!

Activity 9. Match the things we carry in the bag-




Activity 10.

- चित्र पहचानकर पहला वर्ण लिखें और चित्रों में रंग भरें-

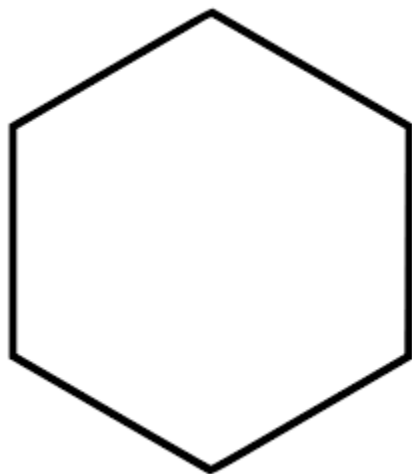












Activity 11.

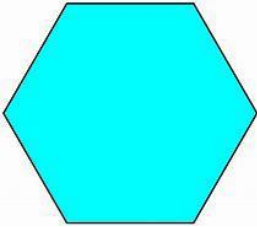
- चित्र पहचानकर सही वर्ण पर गोला लगाएँ -



क ब प



ष फ प



व फ ष



ब क फ



प ष व



व ब क

Activity 12. “Let’s flow with our own imaginative spirit and show our creativity by making different craft items.”

Roll no. 1 to 7 will make fruits, Refer to the given link-



<https://www.youtube.com/watch?v=oqviibHD-xc>

Roll no. 8 to 14 will make an easy rainbow wall hanging, Refer to the given link-



<https://www.youtube.com/watch?v=jC7L-LRaH14>

Roll no.15 to 24 will make paper plate umbrella, Refer to the given image-



Activity 13. To make the leisure hours fruitful, watch the following movies-

- ❖ **Gazoon-**<https://www.youtube.com/watch?v=h4LSq8vSzZs&t=604s>
 - ❖ **The Green Chic -**<https://www.youtube.com/watch?v=aTGjBmeknlg&t=731s>
 - ❖ **ap sound words-** <https://www.youtube.com/watch?v=w9FL2-cSRuE>
 - ❖ **at sound words-**
<https://www.youtube.com/watch?v=DkUunCjP3Hs&list=PLLuFpAmzo5r4SH75nhG3RjFTJMK5N-cm&index=3>
 - ❖ **ad sound words-** <https://www.youtube.com/watch?v=A20pc-uG1Z4&list=PLLuFpAmzo5r4SH75nhG3RjFTJMK5N-cm&index=1>
 - ❖ **ag sound words-** <https://www.youtube.com/watch?v=iOk-PMXZXfY>
- After the summer break, children are to tell the gist of any one movie (in 5-6lines) and share the same with their classmates.**