

SWARNPRASTHA PUBLIC SCHOOL

HOLIDAY HOMEWORK

SESSION (2023-24)

Name : _____

Class & Sec : _____

Roll No. : _____



Summertime, summertime, Let's go out and play.

Time for fun, and lots of sun.

I love this kind of day!



Summertime, summertime, Swimming to stay cool.

Pillow fights, and late night bites.

An awesome break from school!

Summer Vacation is a time full of fun games and activities. With that there are a lot of other things which you can do. For that we have planned some interesting work to make your summer full of creativity. So, go ahead and enjoy your summer break.

GUIDELINES FOR HOLIDAY HOMEWORK

- Holiday homework has to be done under the parental guidance.
- It must be done in a very neat and presentable manner.
- Revise the work done in the month of April and May for all subjects.
- Make your own time table to organize your daily routine like watching television, playing with friends, studying etc.
- Watch informative channels like Discovery kids, Animal Planet, YouTube Kids etc. to enhance your knowledge.
- Converse in English with your parent.
- Holiday Homework should be submitted in a folder by 3rd July 2023 (Monday). It must be labelled properly with the name, class and roll number of the child.

Looking forward to see you soon.

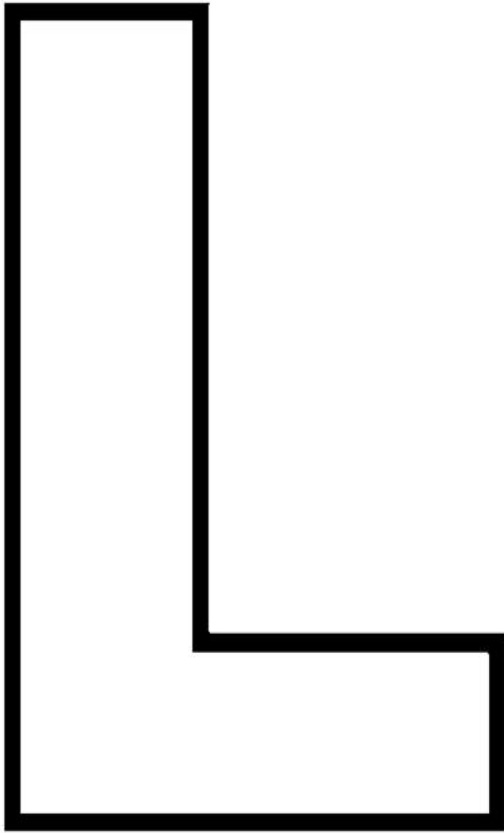
HAPPY HOLIDAYS!

Team Swarnprastha

ENGLISH


FUN WITH LETTERS

Activity 1: Recognize the letter and do lady finger printing in it -




Lillies in the garden,
Lotus in the lake.
Flower for my mummy,
I will take.

Colour the face of the Lion and paste pencil shavings in the mane-




Lion

Activity 2: Recognize the letter and paste pom poms-



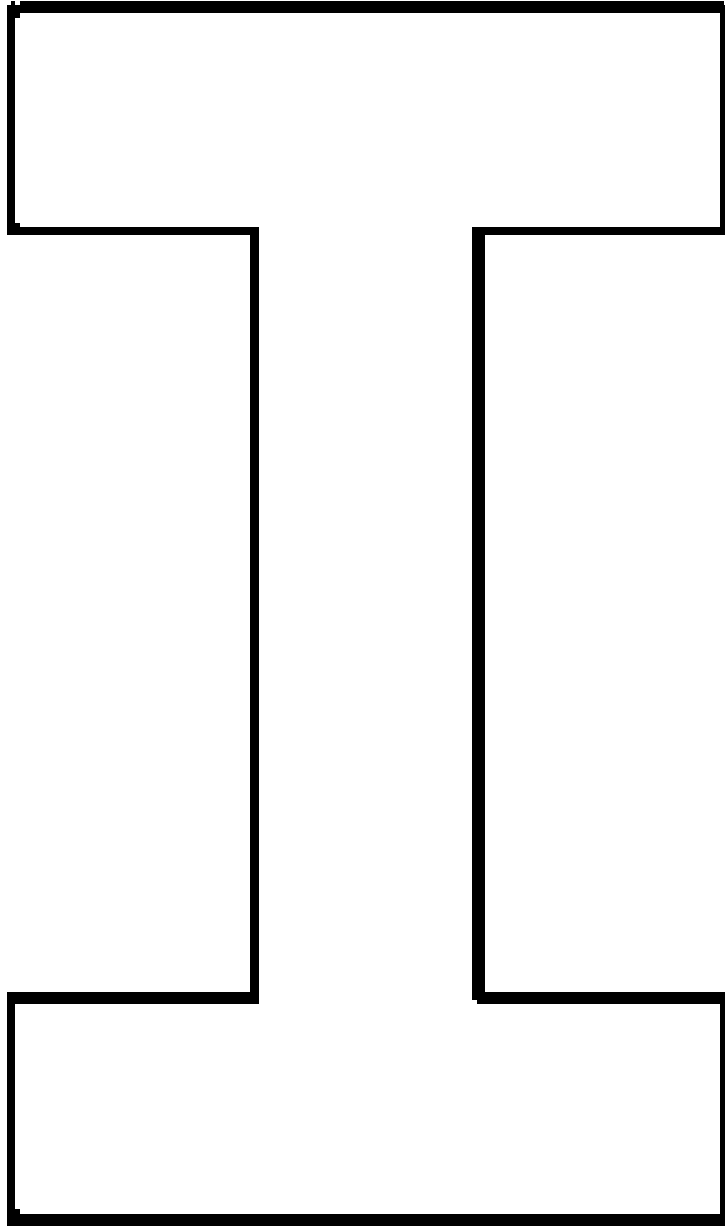
Ten little tadpoles,
Two fat toads,
Running in circles,
Not knowing where to go.

Colour the tortoise and then do tearing and pasting with green glaze paper in the shell-



Tortoise


Activity 3: Recognize the letter and do bud printing -



Activity 4: Look what a lovely butterfly! It is an insect. It has four bright coloured wings. Its young one is called a “Caterpillar”.

Instructions:

Stick colourful big oval bindis overlapping each other to make my wings beautiful-



MATHS


FUN WITH NUMBERS

Activity 5: Recognize the number and paste buttons in it.

Also, colour the heart-



One sun, one moon,
One light for you and me.
One head, one heart,
Just for you and me.


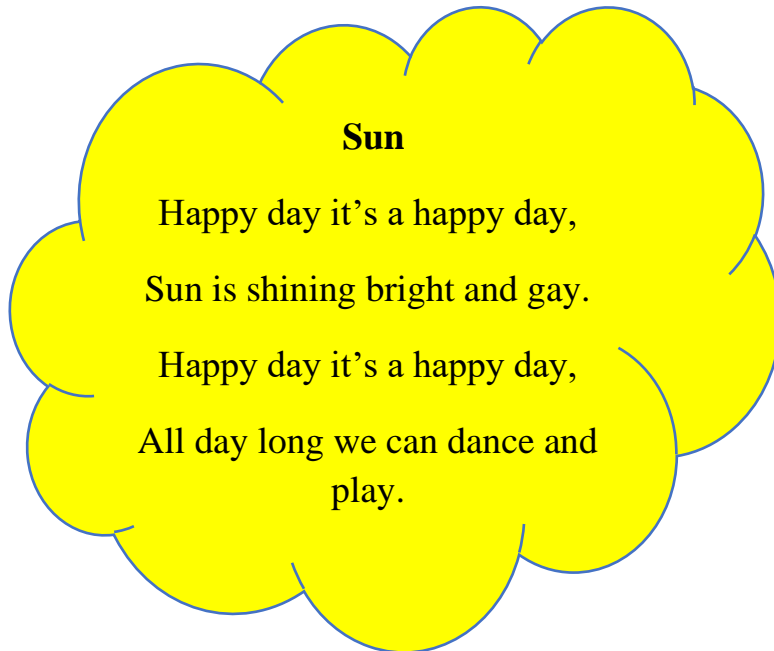


One heart...

Activity 6:

Instructions:

- Cut yellow glaze paper to stick on the face of the sun.
- Cut and paste straws for the rays of the sun.




Activity 7: Recognize the number and colour it-

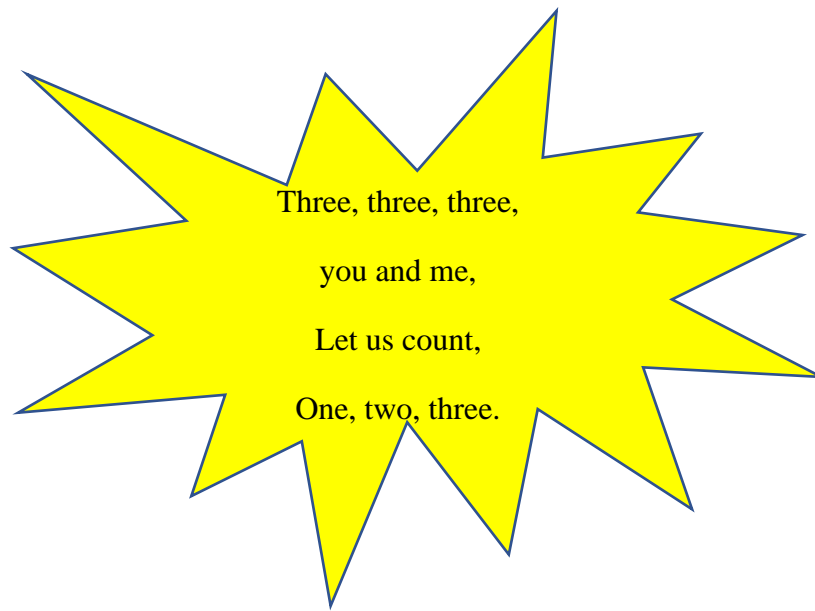
Also, do thumb printing in the fish-



Two little hands to clap, clap, clap,
Two little feet to stamp, stamp, stamp,
Two little eyes to see everyone,
Two little ears to hear everyone.












Activity 8: Recognize the number and do paper crumpling in it-






Activity 9: Paste three small sized mango cutouts on the tree-



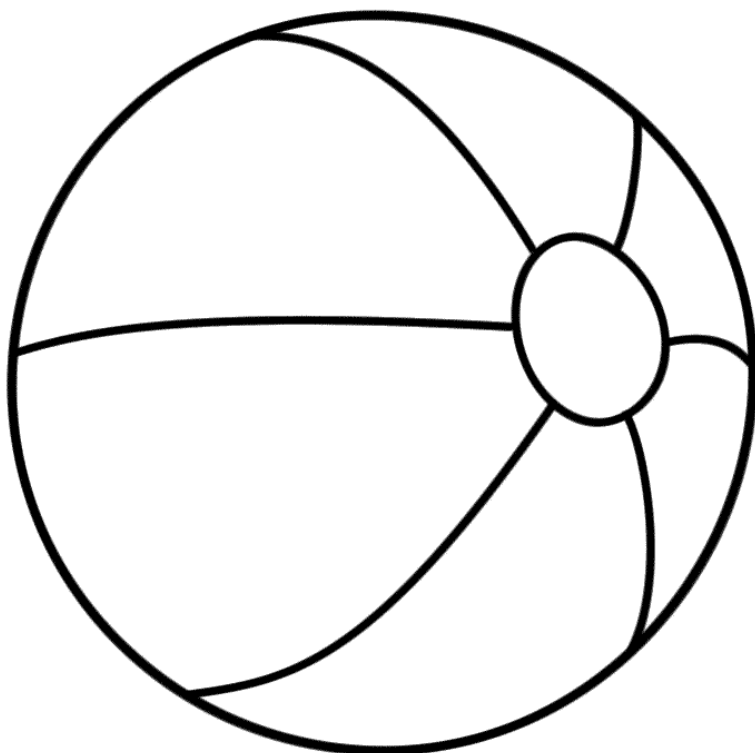
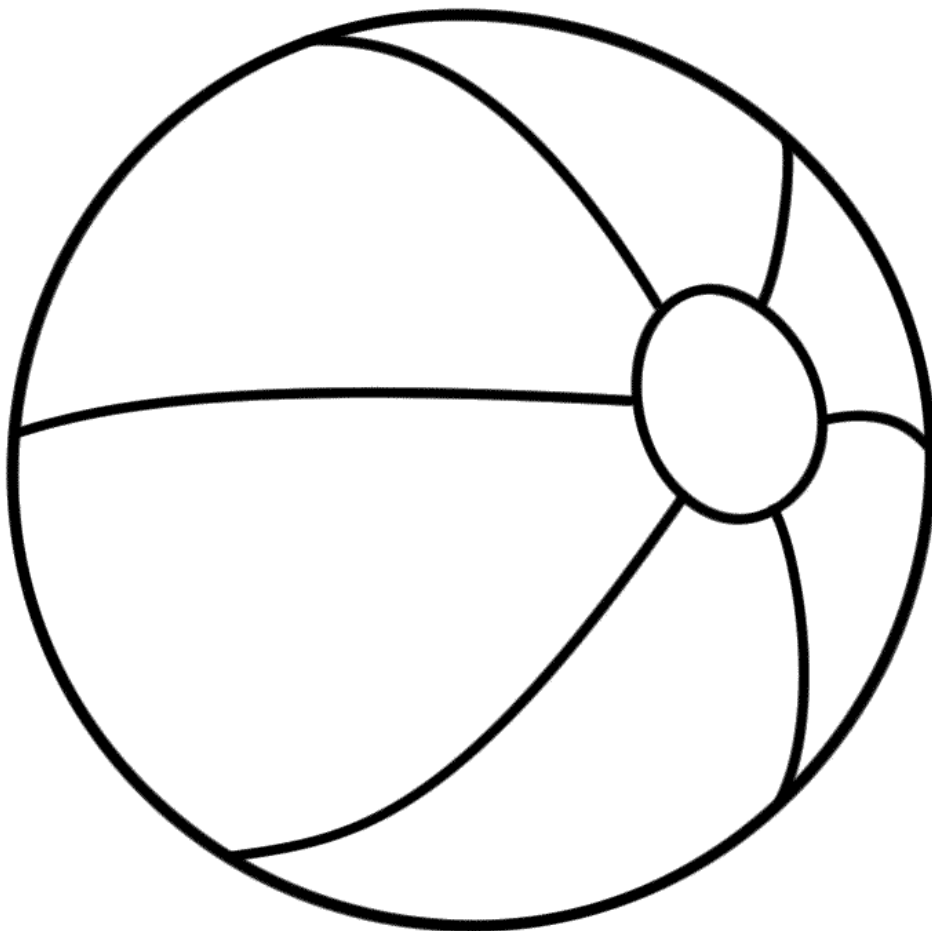
Activity 10: Trace the letters with the help of crayon-



Activity 11: Trace the numbers with the help of crayon-



Activity 12: Colour the big ball with red and small ball with yellow-



Activity 13: Colour the costume for your dad and give him a super name...!!!

**DAD, YOU ARE MY
SUPER HERO !**

Happy Father's Day

