



SWARNPRASTHA PUBLIC SCHOOL

**HOLIDAY HOMEWORK
SESSION: 2024-25**

NAME: _____

CLASS & SEC: _____

ROLL NO. : _____

SUMMER



Summer, Summer, Is almost here,
Time for fun, And swimming gear.
Trips to the beach, Are always such fun,
Along with baseball, And games where we run.
Summer, Summer, Is almost here,
I can hardly wait, Let's give a big CHEER!

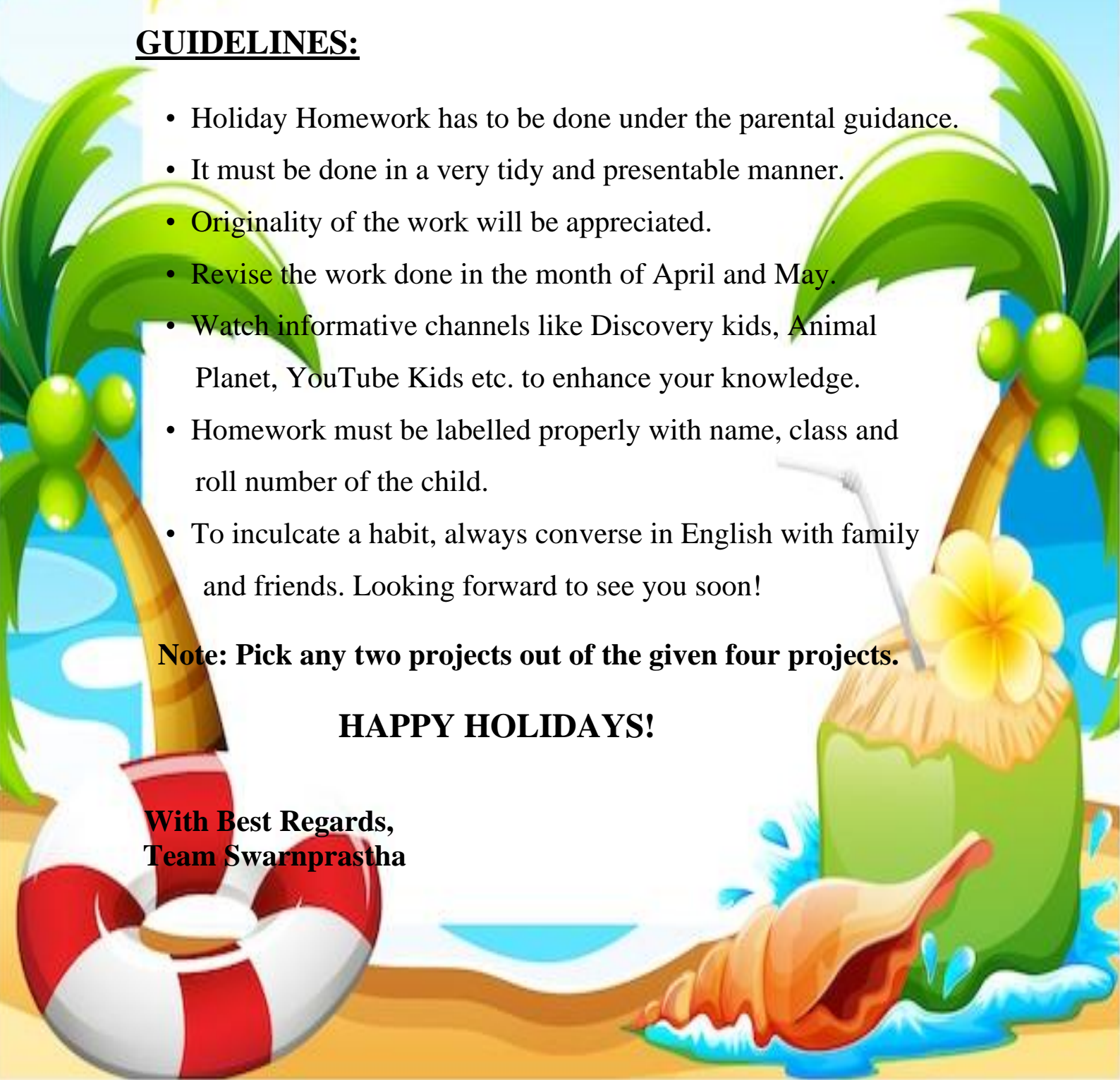
GUIDELINES:

- Holiday Homework has to be done under the parental guidance.
- It must be done in a very tidy and presentable manner.
- Originality of the work will be appreciated.
- Revise the work done in the month of April and May.
- Watch informative channels like Discovery kids, Animal Planet, YouTube Kids etc. to enhance your knowledge.
- Homework must be labelled properly with name, class and roll number of the child.
- To inculcate a habit, always converse in English with family and friends. Looking forward to see you soon!

Note: Pick any two projects out of the given four projects.


HAPPY HOLIDAYS!

**With Best Regards,
Team Swarnprastha**



- Colour the given picture.

Happy Summer



Dear Parents,

This holiday homework comprises in three categories – Links, Craft and Practice work.



❖ **Silver Screen Session: -**

Interesting links for the students to explore and learn the topics –

- 'at' sound words- <https://www.youtube.com/watch?v=DkUunCjP3Hs&t=4s>
- 'an' sound words - <https://www.youtube.com/watch?v=lZsomLsjng4>
- 'ap' sound words - <https://www.youtube.com/watch?v=w9FL2-cSRuE>
- 'ad' sound words - <https://www.youtube.com/watch?v=lvLjqgHXJec>
- 'et' sound words - <https://www.youtube.com/watch?v=JMj9SKh611g>
- 'en' sound words - <https://www.youtube.com/watch?v=1o-SPIIjEGE>
- 'ed' sound words - <https://www.youtube.com/watch?v=rd3rHuv0Bm0>
- Song -All things bright and beautiful-
https://www.youtube.com/watch?v=FT_oDqOEGpc

Craft (1) - Kindly take the assistance from the given link and picture to prepare the craft.

<https://www.youtube.com/watch?v=NVe5BCNuL5k&t=93s>

- Prepare a craft of sight words as shown in the given picture.
- Cut A3 size sheet into the shape of popcorn box.
- Decorate it as a popcorn box.
- Cut few popcorns from paper and write sight words on it.



Craft (2) - Kindly take the assistance from the given pictures to prepare the craft.

- Take A3 size coloured chart paper.
- Cut it into the shape of an owl.
- Paste light coloured chart paper in the centre as shown in the picture.
- Then write 'e' family sound words. (Make any one sound word owl out of these 3 given pictures.



Practice work –

- Assist your ward to revise sound words (at, an, ap, ad) and rhyming words.
- Also, assist them in completing page no. 3,6,7,10,11,13,14 of Flower Worksheet Book.

Mathematics



❖ **Silver Screen Session: -**

Interesting links for the students to explore and learn the topics –

- Shapes song - <https://www.youtube.com/watch?v=jyRZReoqMnY>
- Pre number concept – Big and small- <https://www.youtube.com/watch?v=HIA2YcsSeds>

“Beauty is in all shapes and sizes”

Craft- Kindly take the assistance from the given pictures to prepare the craft.



Practice work –

- Assist your ward to revise counting 1-50, What comes after, before, between, Opposites (happy-sad, fat-thin), odd one out, Shapes - Circle, Triangle (with the help of following links).
- Also, assist them in completing page no. 58 & 59 of Flower Worksheet Book.




❖ Silver Screen Session: -

दिए गए लिंक को दिखाए एवं अभ्यास करवाएँ।

- दो वर्णों वाले शब्द: <https://www.youtube.com/watch?v=1PbfeKoyDec>

गतिविधि- दिए गए चित्र की सहायता से गतिविधि को पूरा करें।



- A4 आकार का रंगीन कागज़ लें।
- अब A4 आकार का एक और रंगीन कागज़ लें व उसे दो भागों में काट लें।
- चित्र को देखकर एक भाग की छोटी पुस्तक बना लें और दूसरे भाग को पुस्तक के आकार का काट लें।
- अब उसमें दो वर्णों वाले शब्द लिखें।

अभ्यास कार्य - हिंदी पुस्तक के पृष्ठ संख्या 21,22,23,24,25 को पूरा करें।

Ev. S



❖ **Silver Screen Session: -**

Interesting links for the students to explore and learn the topics –

My Body - <https://www.youtube.com/watch?v=RKCxrBuKNx8>

My School - <https://www.youtube.com/watch?v=G5Dd96MN4pc>

My Classroom - <https://www.youtube.com/watch?v=EUu4BztIw9M>

My Family - https://www.youtube.com/watch?v=mvv_5PU00e0

Craft - Kindly take the assistance from the given link and picture to prepare the craft.

<https://www.youtube.com/watch?v=LN6fmFFgnw>



- Prepare a craft of seasons as shown in the given picture.
- Take a A3 size paper and cut into the shape of butterfly.
- Now paste the cut-out of each season (Summer, winter, rainy, spring) related on the wings of the butterfly.
- Kindly take the assistance from the given link and picture to prepare the craft.

*Here is a holiday homework pocket
for your children*

Dear Parents

Please note: -

- *Spend some quality time with your kids.*
- *Take them to the places where they can explore and learn new things.*
- *Involve your child in household chores like laying the table, watering the plants, arranging their toys, cleaning of cupboards etc.*
- *Encourage your ward to cultivate the habit of reading, share the toys and things with siblings and friends, respect and help elder at home.*
- * Make them use magical words:*

SORRY, PLEASE, EXCUSE ME, THANK YOU