

SWARNPRASTHA PUBLIC SCHOOL
HOLIDAY HOMEWORK
SESSION (2023-24)

Name : _____

Class & Sec : _____

Roll No. : _____

Summertime, summertime, Let's go out and play.



Time for fun, and lots of sun.

I love this kind of day!



Summertime, summertime, Swimming to stay cool.

Pillow fights, and late night bites.

An awesome break from school!

Summer Vacation is a time full of fun games and activities. With that there are a lot of other things which you can do. For that we have planned some interesting work to make your summer full of creativity. So, go ahead and enjoy your summer break.

GUIDELINES FOR HOLIDAY HOMEWORK

- Holiday homework has to be done under the parental guidance.
- It must be done in a very neat and presentable manner.
- Revise the work done in the month of April and May for all subjects.
- Make your own time table to organize your daily routine like watching television, playing with friends, studying etc.
- Watch informative channels like Discovery kids, Animal Planet, YouTube Kids etc. to enhance your knowledge.
- Converse in English with your parent.
- Holiday Homework should be submitted in a folder by 3rd July 2023 (Monday). It must be labelled properly with the name, class and roll number of the child.

Looking forward to see you soon.

HAPPY HOLIDAYS!

Team Swarnprastha

English

Activity1. Watching movies is always fun!!!

Children's cognitive abilities, logical and reasoning skills, imagination, and language are all improved by watching animated movies.


So, children can enjoy the following animated movies during the Summer Break:

1. Zafari

<https://youtu.be/vN4IigvdTF0>

2. The Lion and the Rabbit

<https://youtu.be/Q8B7dKfUDjc>



Activity2. “As exercise is to the body, reading is to the intellect.”


Reading aids in the development of early literacy abilities and helps a kid get familiar with sounds, words, and language. Along with encouraging children's imagination and stimulating their curiosity, they also learn to value books and stories.

So, children can have a fun filled reading of following story books or any book of their choice.

Stories:1. The Best of Akbar and Birbal

2. The Monkey and The Crocodile

3. The Brahmin's Gift




**Flowers Book (Part-1): Read Lesson 1- Mary and the Mouse
Lesson2-The Fly**

Flower Worksheets: Do worksheet from page no. 1 to 7.

English Grammar: Do page no. 37,71 and 73.

Write 10 pages of English and Hindi handwriting in 3 in 1 notebook using the provided formations.

Activity3. Read the passage and answer the questions from the passage.



Just then a mosquito went round and round the elephant's head. The poor elephant was so afraid that he tried to hit the mosquito with his trunk. He cried, "If the mosquito goes into my ear it will hurt me!" On hearing these words the lion laughed loudly. "How can a mosquito hurt the elephant, just think about it." Ha! Ha! Ha!

Fill in the blanks to match the story.

1. Just then a m_____ went round and round the elephant's head.
2. He tried to hit the mosquito with his t_____.
3. If the mosquito goes into my e_____. it will hurt me!
4. How can a mosquito hurt the elephant, just t_____ about it.

Activity 4. Look at the picture and write 7-8 sentences about it.



1. _____

2. _____

3. _____

4. _____

5. _____

6. _____

7. _____

8. _____

9. _____

Activity5. Reorder the mixed-up words to make meaningful sentences.



like cheese Mice eating



go to I school bus by



so Jets fast are



taste Lemon a sour has



swim Penguins can

Activity6. Fill in the blanks using is, are or am.

1. We _____ scared.



2. He _____ in the garden.



3. I _____ drawing shapes.



4. They _____ riding their bikes.



5. She _____ a nurse.



6. You _____ a smart boy.



7. I _____ sleepy.



8. The girls _____ hungry.




9. Tom and I _____ scientist.



10. It _____ sad.



Activity 7. Colour the balloons in red with common nouns and yellow with proper nouns.

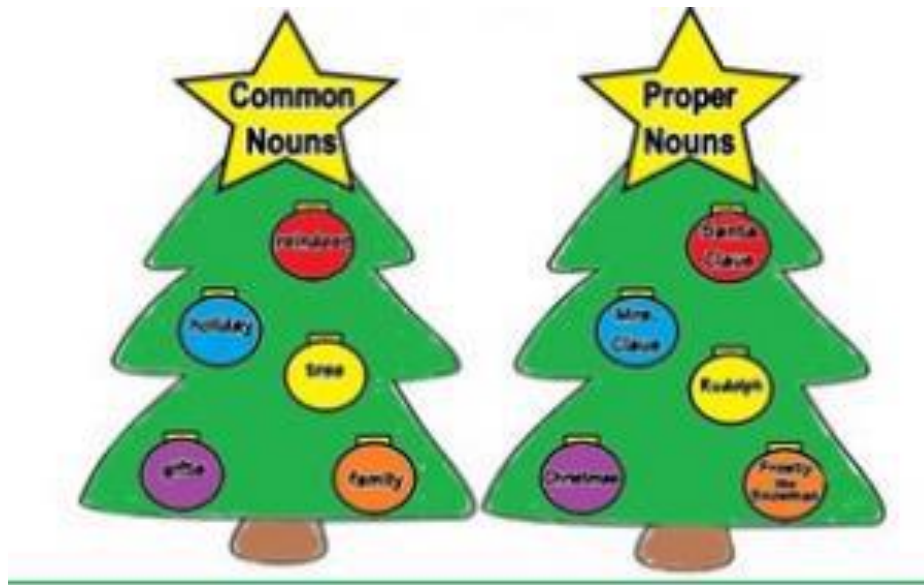


Activity 8. English Project- (Roll no-1 to 5) students will do to this project.

We favour hands-on learning over traditional rote learning techniques.

Tree Activity Noun:-

The students will create two noun trees on A3 colourful sheet as part of this assignment. Trees will be given common and proper nouns as name. They will paste words falling into these categories. Please refer to the shared image. Children can express their creativity freely.



हिंदी



गतिविधि - 1

क्रिया शब्द पढिए व सही चित्र के नीचे लिखिए :-

रोना	बुनना	गाना	तोड़ना
------	-------	------	--------



*चित्र देखिए और इनमें होने वाले क्रिया शब्द को सही रूप में लिखिए:



(क) पेड़ से पत्ते _____ हैं।



(ख) सोहन दूध _____ है।



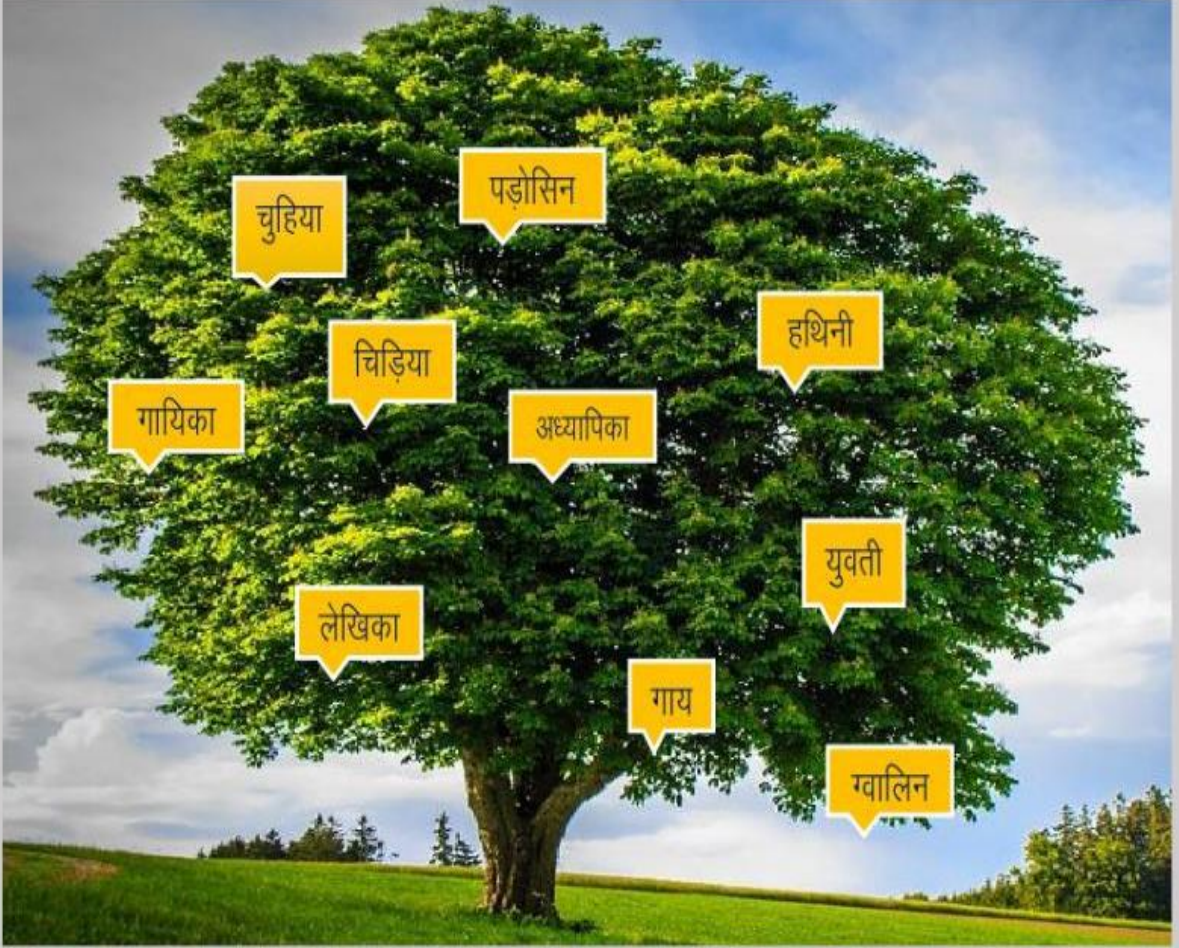
(ग) नदी का पानी _____ रहा है।



(घ) बच्चे रस्सी _____ रहे हैं।

गतिविधि-2

पेड़ पर स्त्रीलिंग शब्द लटके हुए हैं आप उन्हें ढूँढकर पुल्लिंग के सामने लिखें:-



क. हाथी

च. ग्वाला

ख. गायक

छ. पड़ोसी

ग. बैल

ज. युवक

घ. अध्यापक

झ. लेखक

ड. चिड़ा

ञ. चूहा

गतिविधि -3

चित्र देखकर सही उत्तर चुनकर लिखिए :



पतंग

गुब्बारा

लड़कियाँ

इन्द्रधनुष

लड़के

रंग-बिरंगे

1. आसमान में सुंदर दिखाई दे रहा है ।
2. एक लड़की उड़ा रही है ।
3. दो रेत से खेल रही हैं और उनके पास गेंद हैं ।
4. नीली कमीज़ पहनी लड़की के हाथ में पीला है ।
5. दो गेंद से खेल रहे हैं ।

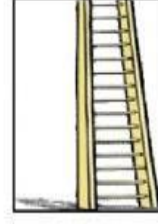
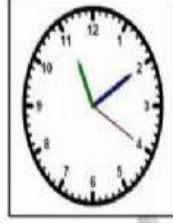
गतिविधि -4

निम्नलिखित शब्दों में से शुद्ध रूप को गोला लगाएँ :-

शब्द	शब्द	शब्द
आनंद	आनांद	अनंद
पारिवार	परिवारा	परिवार
गड़ी	गाड़ी	गाडी
चुहिया	चुहुया	चूहिया
बसता	बास्ता	बस्ता
बकचा	बच्चा	बचा
त्योहार	त्योहात	त्यौहार
शिकश	शिक्षा	शीकश
रेलगाड़ी	रेल्गादि	रैलगाड़ी
दवाईयाँ	दवाइयाँ	द्वाईया

गतिविधि -5

आओ बच्चों शब्द पहली खेलें। दिए गए चित्रों को देखकर उनके नाम खोजकर गोला लगाएँ:-



सि	पा	ही	ज	प	पी	ता
क	ग	रा	नी	ब	ला	उ
सी	ढी	ज	ढ	ध	ड	जी
टी	ठ	म	ग	र	म	भ
छ	द	क	भ	ती	र	म
ल	क	ड़ी	ज	प	न	घ
क्ष	ली	फ	रे	ल	गा	ड़ी



गतिविधि -6

दिए गए शब्दों से वाक्य बनाओ :--

क. चिड़िया--

ख. सूरज-

ग. नदी-

घ. जंगल -

ड. मोर -

च. उपवन -


गतिविधि - 7

- ❖ एक - अनेक विषय को चित्रों के माध्यम से A-3 शीट पर बनाएँ। (अनुक्रमांक- 6 से 10 - यह प्रोजेक्ट करेंगे। कृपया संदर्भ के लिए दी गई तस्वीर देखें।)




Mathematics

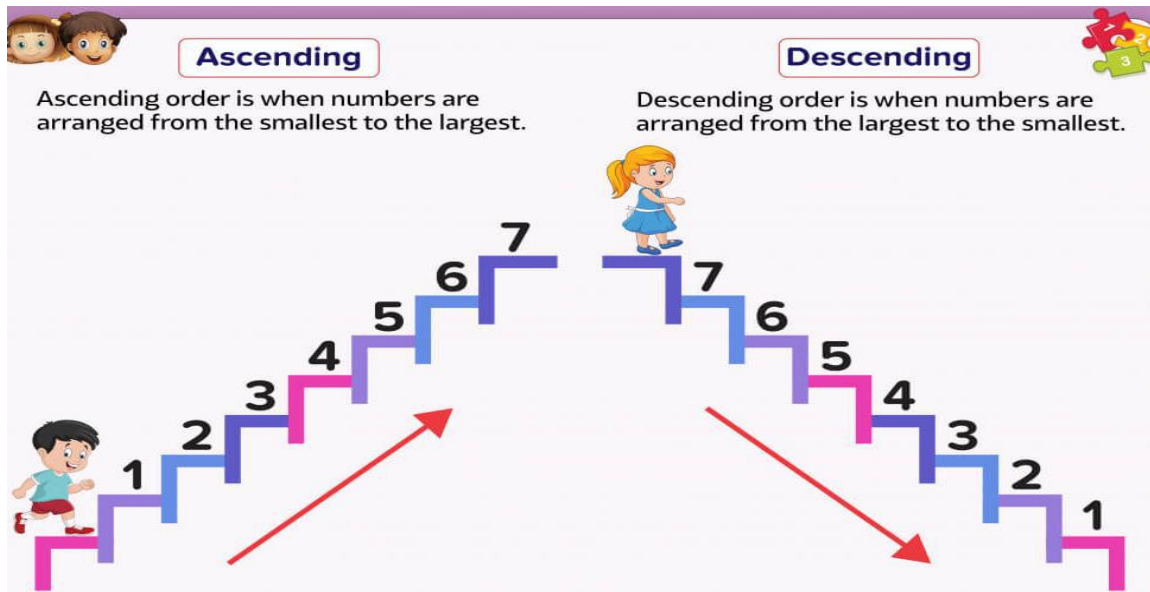
Activity- 1 Join the dots by counting to discover the picture. Also colour it.



Activity- 2 Use the colour code given below to colour the balloons.



Activity 3- Arrange the numbers in Ascending and Descending order in the blanks given below:-



1. 123, 146, 203, 103

AO _____

DO _____

2. 321, 216, 178, 200

AO _____

DO _____

3. 303, 128, 491, 212

AO _____


DO _____

4. 600, 528, 305, 434

AO _____

DO _____

Activity- 4 Colour the bubbles with odd no. blue and the even nos. with green.



Activity- 5 Find the sum.

$$\begin{array}{r} 39 \\ + 35 \\ \hline \end{array}$$

$$\begin{array}{r} 18 \\ + 63 \\ \hline \end{array}$$

$$\begin{array}{r} 86 \\ + 14 \\ \hline \end{array}$$

$$\begin{array}{r} 39 \\ + 89 \\ \hline \end{array}$$

$$\begin{array}{r} 56 \\ + 35 \\ \hline \end{array}$$

$$\begin{array}{r} 64 \\ + 9 \\ \hline \end{array}$$

$$\begin{array}{r} 23 \\ + 58 \\ \hline \end{array}$$

$$\begin{array}{r} 77 \\ + 84 \\ \hline \end{array}$$

$$\begin{array}{r} 96 \\ + 9 \\ \hline \end{array}$$

$$\begin{array}{r} 56 \\ + 26 \\ \hline \end{array}$$



$$\begin{array}{r} 49 \\ + 54 \\ \hline \end{array}$$



$$\begin{array}{r} 86 \\ + 5 \\ \hline \end{array}$$

Activity- 6 What comes just before, after and between the given numbers.



HTO

1 0 3

2 2 0

7

1 0 1

HTO

8 8

3 3 9

4 4 0

HTO

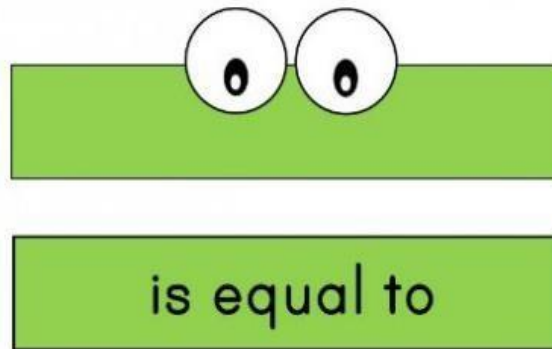

1 0 5

2 2 2

9

1 0 3

Activity 7 Compare the numbers by putting the sign of greater than (>), less than (<) or equal to (=):-



68 ○ 66

45 ○ 54

56 ○ 65

66 ○ 76

70 ○ 70

52 ○ 95

104 ○ 123

338 ○ 225

421 ○ 421

220 ○ 300

Activity- 8 Maths Project (Roll no-11 to 15) students will do to this project.

Learning shapes with bird

houses



- **Create beautiful bird houses on A-4 size white coloured sheet using different shapes (Refer to the picture given above) and get it laminated.**
- **NOTE:- Do Mathematics book page nos. 64,65,66,83,85**
- **Practice formations daily in your rough notebook.**

Environmental Studies

Activity-1 Enjoy the story by clicking on the given link:-

<https://youtu.be/-IBAUpwjLI>

Activity- 2 Identify different parts of the body in the grid given below and encircle them.



HAND

O	V	X	E	Y	E	S	R	Z	V
J	U	X	T	W	K	V	H	G	W
L	E	W	F	O	O	T	D	N	M
S	Z	E	Y	E	H	F	B	O	X
H	H	E	H	A	N	D	J	S	L
U	H	P	P	R	V	Y	Y	E	M
M	E	D	C	C	T	X	J	C	B
I	A	R	M	G	B	J	I	G	O
T	D	M	M	O	U	T	H	I	D
J	E	G	O	L	E	G	E	D	Y



MOUTH



NOSE



EYES



ARM



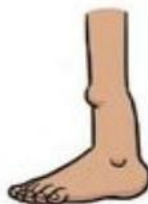
EAR



FOOT



HEAD



LEG



BODY

Activity-3 “Food tastes better when you eat it with your family” capture these precious moments and paste it on half A4 sheet.

Activity-4 Ev.S project (Roll no.16 onwards will do this project)-Your diet is a bank account. Good food choices are good investments, so show your investment in the guided way.

Material Required:-

- Chart paper of any colour
- Glue stick
- Cutouts of fruits, grains, proteins, vegetables

Reference Image:-



Activity-5 Make this Father's day a very special one by treating your father with sweet treat-Bread Chumchum. (take your mother's help to make it)

Ingredients for the recipe

Father's Day

18 June 2023

- Bread slices- 4
- Fresh cream- 3 to 4 tablespoon in small container
- Rose syrup- 1 small bowl
- Chopped almonds-1 to 2 spoon
- Chopped pista- 1 to 2 spoon
- Desiccated coconut- 1 small bowl

Recipe

- In a bowl put fresh cream 2 tablespoon, chopped pista 1 teaspoon, chopped almonds 1 teaspoon.
- Mix them well.
- Cut bread into circles.
- Apply cream mixture on one bread slice and cover it with another bread circle.
- Now dip it in rose syrup.
- Coat with desiccated coconut.
- Garnish with Pista.

Reference image

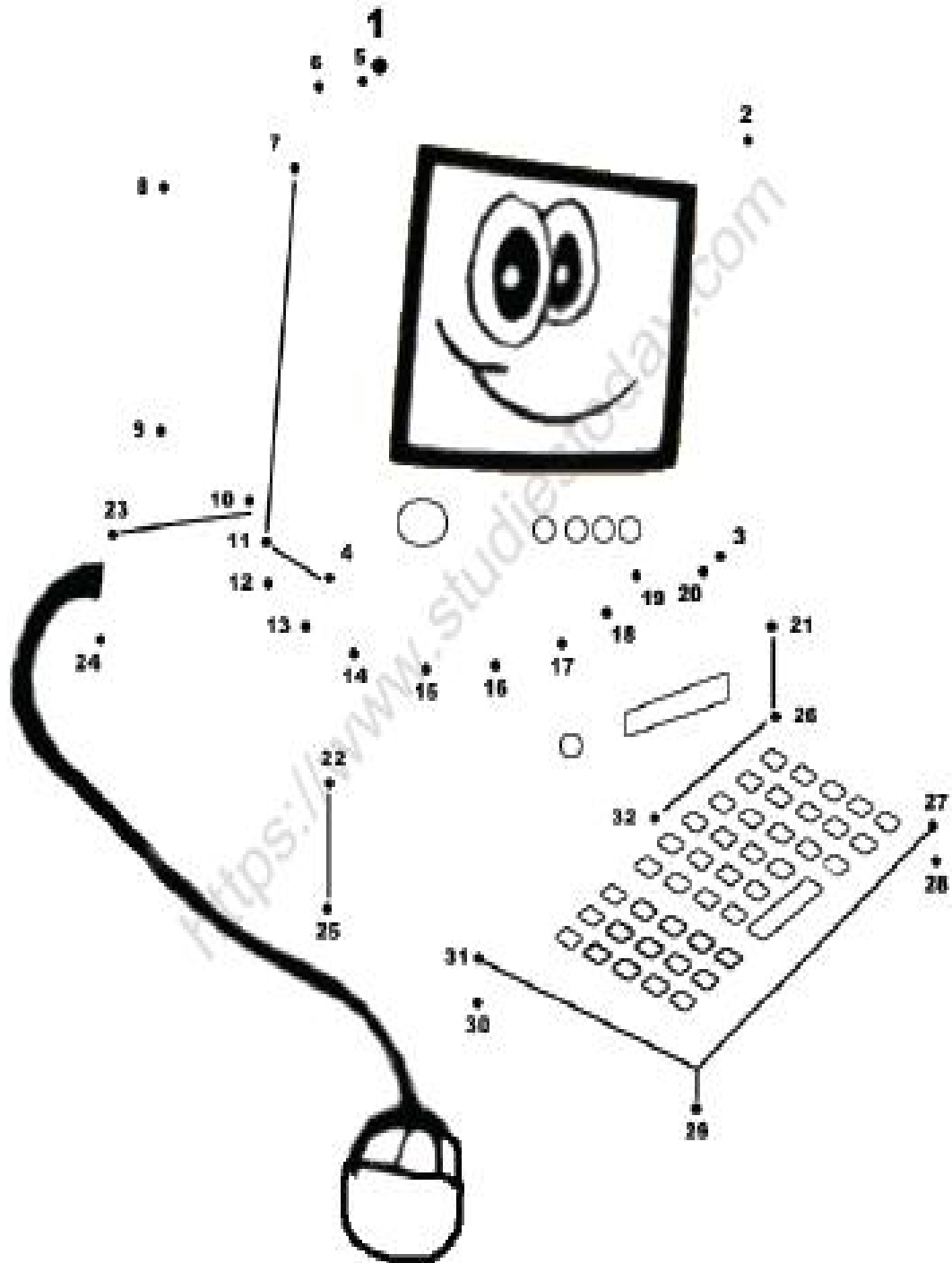


Note- Do reading practice of L-1 and L-2

INFORMATION TECHNOLOGY

Activity-1:


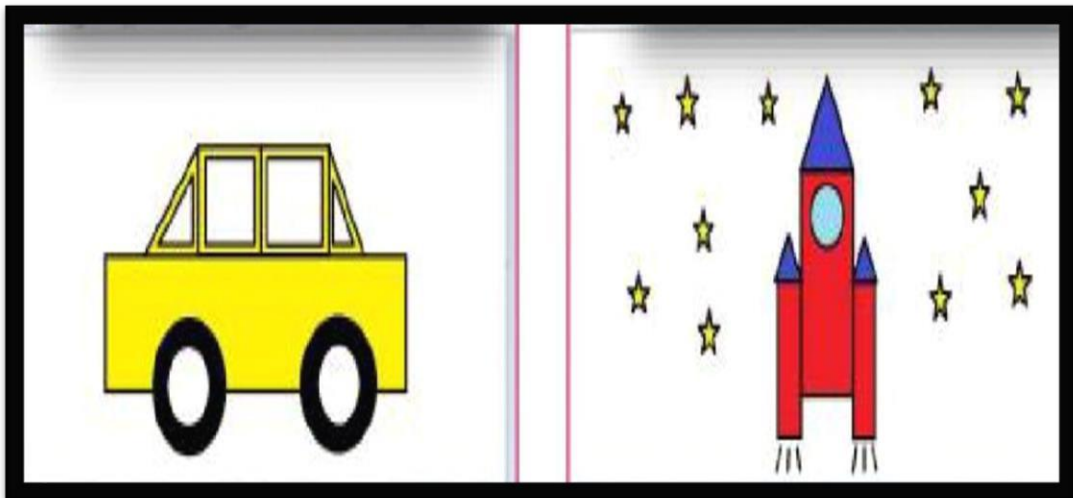
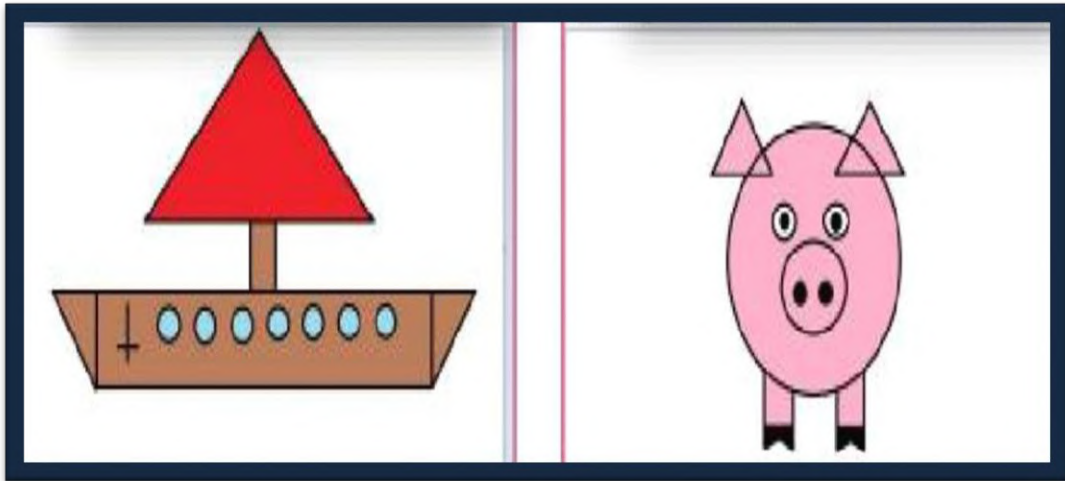
Join the dots to draw a computer, colour beautifully and label its various parts.



Activity 2:

Software: MS Paint

Practice drawing and colouring the following objects.



Activity -3:

Match the tools with their names.



line



rectangle



fill with color



eraser



pencil



oval

Activity -4:

Software: MS Paint

Draw the following scenery and colour it beautifully.

