



# SWARNPRASTHA PUBLIC SCHOOL

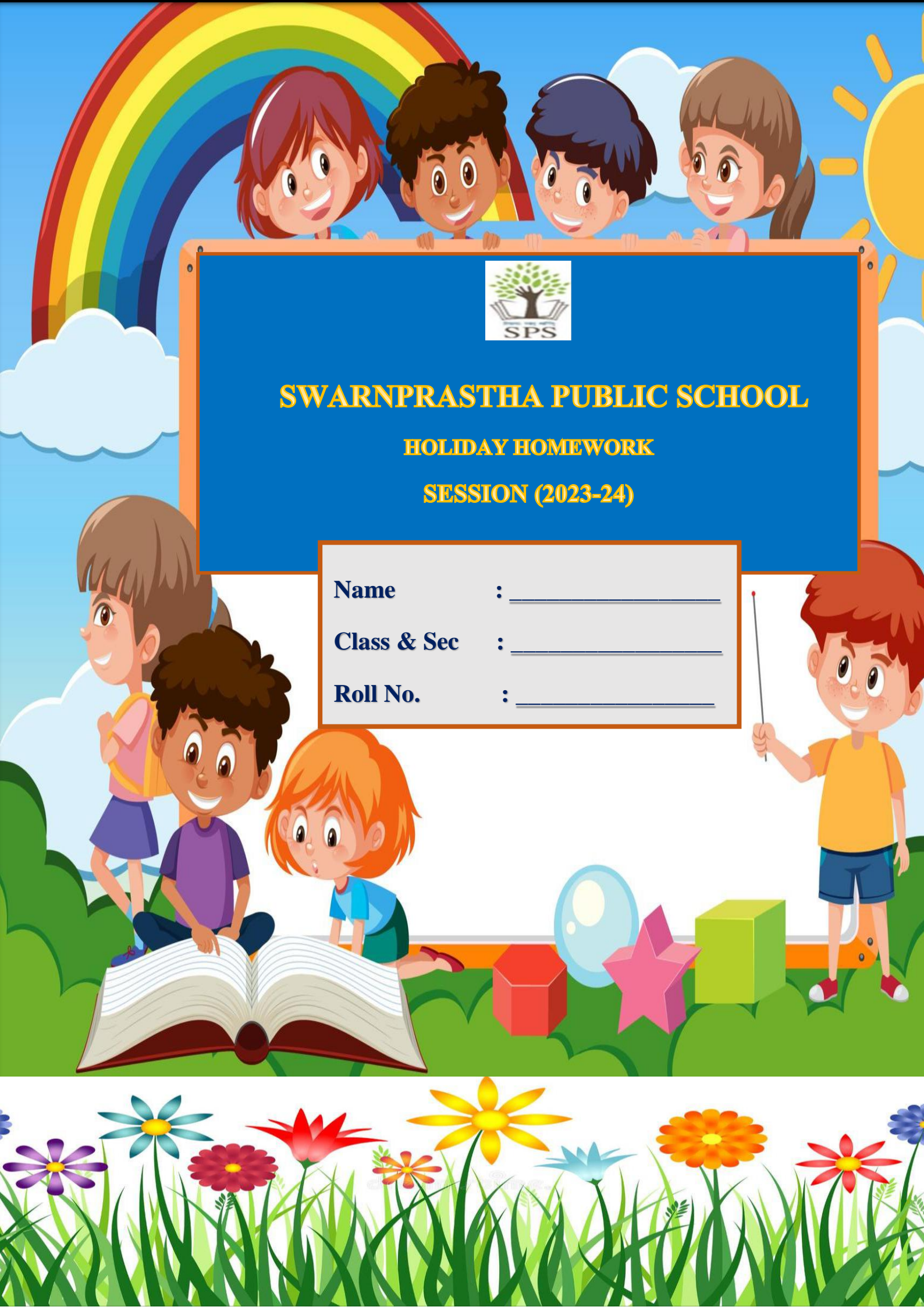
HOLIDAY HOMEWORK

SESSION (2023-24)

Name : \_\_\_\_\_

Class & Sec : \_\_\_\_\_

Roll No. : \_\_\_\_\_





*Summertime, summertime, Let's go out and play.*

*Time for fun, and lots of sun.*

*I love this kind of day!*

*Summertime, summertime, Swimming to stay cool.*



*Pillow fights, and late night bites.*

*An awesome break from school!*

Summer Vacation is a time full of fun games and activities. With that there are a lot of other things which you can do. For that we have planned some interesting work to make your summer full of creativity. So, go ahead and enjoy your summer break.

#### **GUIDELINES FOR HOLIDAY HOMEWORK**

- Holiday homework has to be done under the parental guidance.
- It must be done in a very neat and presentable manner.
- Revise the work done in the month of April and May for all subjects.
- Make your own time table to organize your daily routine like watching television, playing with friends, studying etc.
- Watch informative channels like Discovery kids, Animal Planet, YouTube Kids etc. to enhance your knowledge.
- Converse in English with your parent.
- Holiday Homework should be submitted in a folder by 3rd July 2023 (Monday). It must be labelled properly with the name, class and roll number of the child.

Looking forward to see you soon.

**HAPPY HOLIDAYS!**

**Team Swarnprastha**

## MATHEMATICS

Q 1: Unjumble the ordinal names.

i h t d r

d o n s e c

t i f s r

t h h g e i

i n n h t

f r o u h t

v e s e h t n



Q2: Add the numbers.

$$\begin{array}{r} \text{T O} \\ 42 \\ + 12 \\ \hline \end{array}$$

$$\begin{array}{r} \text{T O} \\ 53 \\ + 25 \\ \hline \end{array}$$

$$\begin{array}{r} \text{T O} \\ 64 \\ + 33 \\ \hline \end{array}$$

$$\begin{array}{r} \text{T O} \\ 38 \\ + 10 \\ \hline \end{array}$$

$$\begin{array}{r} \text{T O} \\ 14 \\ + 25 \\ \hline \end{array}$$

$$\begin{array}{r} \text{T O} \\ 20 \\ + 38 \\ \hline \end{array}$$

$$\begin{array}{r} \text{T O} \\ 37 \\ + 42 \\ \hline \end{array}$$

$$\begin{array}{r} \text{T O} \\ 40 \\ + 30 \\ \hline \end{array}$$

$$\begin{array}{r} \text{T O} \\ 33 \\ + 54 \\ \hline \end{array}$$

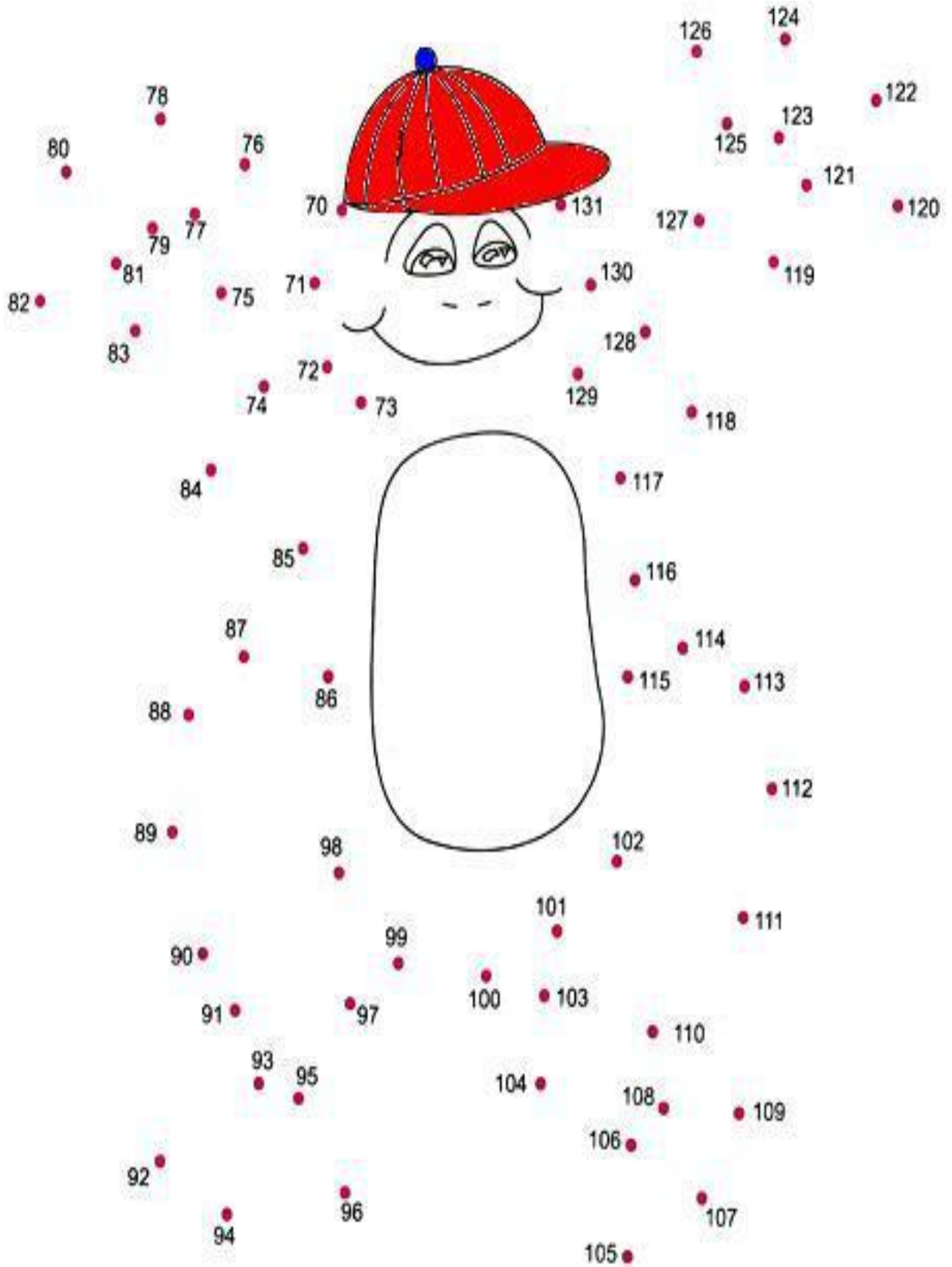
$$\begin{array}{r} \text{T O} \\ 61 \\ + 25 \\ \hline \end{array}$$

$$\begin{array}{r} \text{T O} \\ 52 \\ + 32 \\ \hline \end{array}$$

$$\begin{array}{r} \text{T O} \\ 82 \\ + 44 \\ \hline \end{array}$$



Q3:Join the dots from 70-131 and find out what you have made.Also,colour it.





Q 4: Put the sign (>, < or =).



11 ○ 20

2 ○ 5

19 ○ 18

9 ○ 1

12 ○ 17

10 ○ 10

14 ○ 15

8 ○ 3

23 ○ 23

22 ○ 29

30 ○ 25

28 ○ 27

Q5: Expand the numbers.

$$147 = \text{ } + \text{ } + \text{ }$$

$$96 = \text{ } + \text{ } + \text{ }$$

$$118 = \text{ } + \text{ } + \text{ }$$

$$138 = \text{ } + \text{ } + \text{ }$$

$$111 = \text{ } + \text{ } + \text{ }$$

## ENVIRONMENTAL SCIENCE

Q6: Fill in the blanks from the words given in the help box.

**see - smell - hear - touch - taste**

I can \_\_\_\_\_ with my eyes.



I can \_\_\_\_\_ with my ears.



I can \_\_\_\_\_ with my hands.



I can \_\_\_\_\_ with my nose.




I can \_\_\_\_\_ with my tongue.



Look at the images and write the correct sense used.

**Sight - Smell - Hearing - Touch - Taste**





## Activity -

Kindly make the following collage as per the given Roll No(Pictures are for reference only).

Use your creativity to make it innovative.



### Healthy & Junk Food

Roll No 1-5



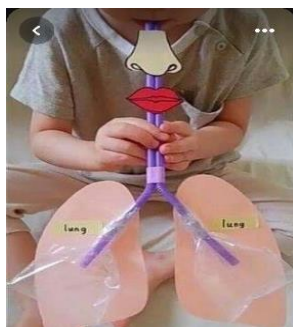
### Food we get from the Animals

Roll No 11-15



### Food we get from the plants

Roll No 6-10



### Internal Body Parts

Roll No 16-20



### Sense Organs

Roll No 21-26

## ENGLISH

### Q 7: Sight words

Choose the correct sight words.

and I the like see

1. I can \_\_\_ the bird!



2. The boy \_\_\_ girl play a game.



3. I \_\_\_ to eat ice-cream.



4. \_\_\_ man is tall.



5. \_\_\_ am five!



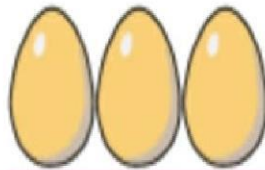

Q8: Write one and many for the following.



boy



boys



**Q9: Fill in the blanks with This or That.**

1. \_\_\_\_\_ is a cap.



2. \_\_\_\_\_ is a dog.



3. \_\_\_\_\_ is a boy.



4. \_\_\_\_\_ is a toy.



5. \_\_\_\_\_ is a flower.





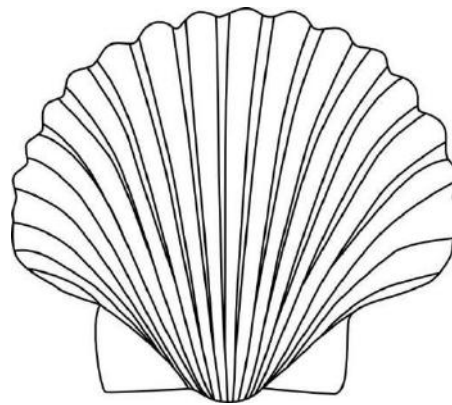

6. \_\_\_\_\_ is a ball.



7. \_\_\_\_\_ is a bed.



Q10: Name the following pictures with 'sh' and 'ch' sound words.






Q11: Noun Activity.

## SWEET NOUNS

Read the nouns on the candy. Use the colour code to colour the candy

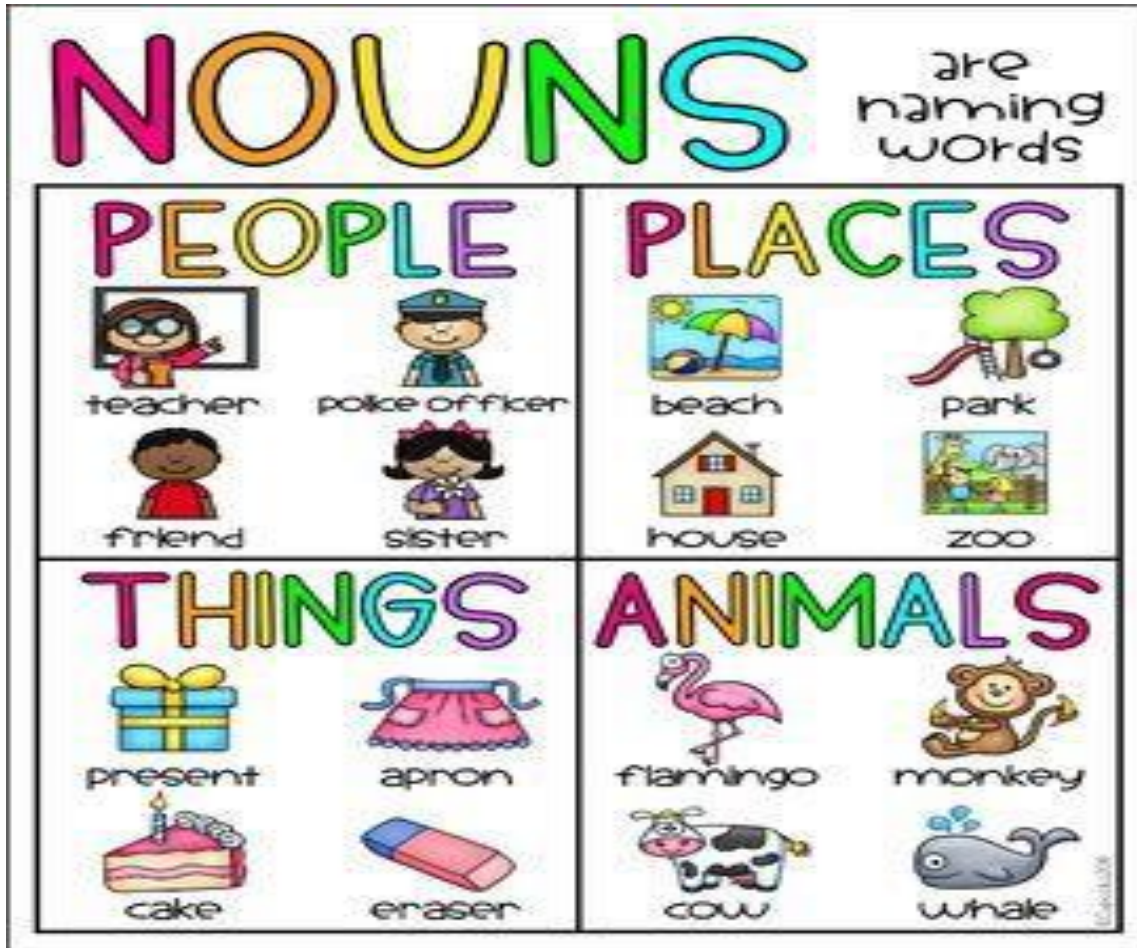
Colour Code :    person -    red            place -            purple  
                          thing -    pink            animal -         orange



## Activity: Noun Project

Incorporating English into art and craft activities can motivate students to express themselves better in language.

Let's make a collage, roll no 1-6- collage of people, 7-12 collage of places, 12-18 collage of things, 19-24 collage of animals. (Picture for the reference)



## HINDI

प्र.12(क) 'ई' मात्रा से बनने वाले खाने की चीज़ों के नाम सोचें और उनके चित्र का एक ए-3 शीट पर कोलाज़ बनाएँ उदाहरण – दही, रोटी, जलेबी(रोल न.1-8 )



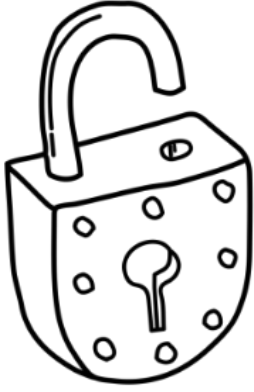
(ख) 'आ' की मात्रा के शब्द और उनके चित्र से निचे दिए गए लिंक की मदद लेकर एक सुन्दर क्राफ्ट बनाएँ - <https://youtu.be/Hm8GAnA1bSA> (रोल न. 9-17)

(ग) दिए गए लिंक की मदद से क्राफ्ट बनाएँ-




<https://rb.gy/vme47> रोल न. (18-26 )

(घ) दिए गए क्रॉसवर्ड गिड में छुपे हुए शब्द ढूँढें और चित्रों में रंग भरें-

ता	खा	ती	गा	बा	ना
ला	ट	र	ज	ल	क
बा	द	ल	र	क	ह
ज	हा	ज	छा	ता	ल
आ	म	गा	य	व	वा
क	मी	ज़	ह	न	ई



(ङ) वस्तुओं को पहचानकर उनके नाम लिखें और रंग भरें -



**ART AND CRAFT**

**Do Book Page No. – 5, 21, 33 to 37 of Art and Craft.**


## INFORMATION TECHNOLOGY

### Activity-1:

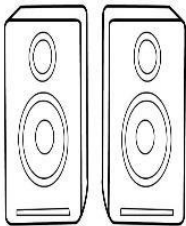
Identify and match the computer parts with their names.



1. Keyboard



2. Mouse



3. Monitor



4. CPU



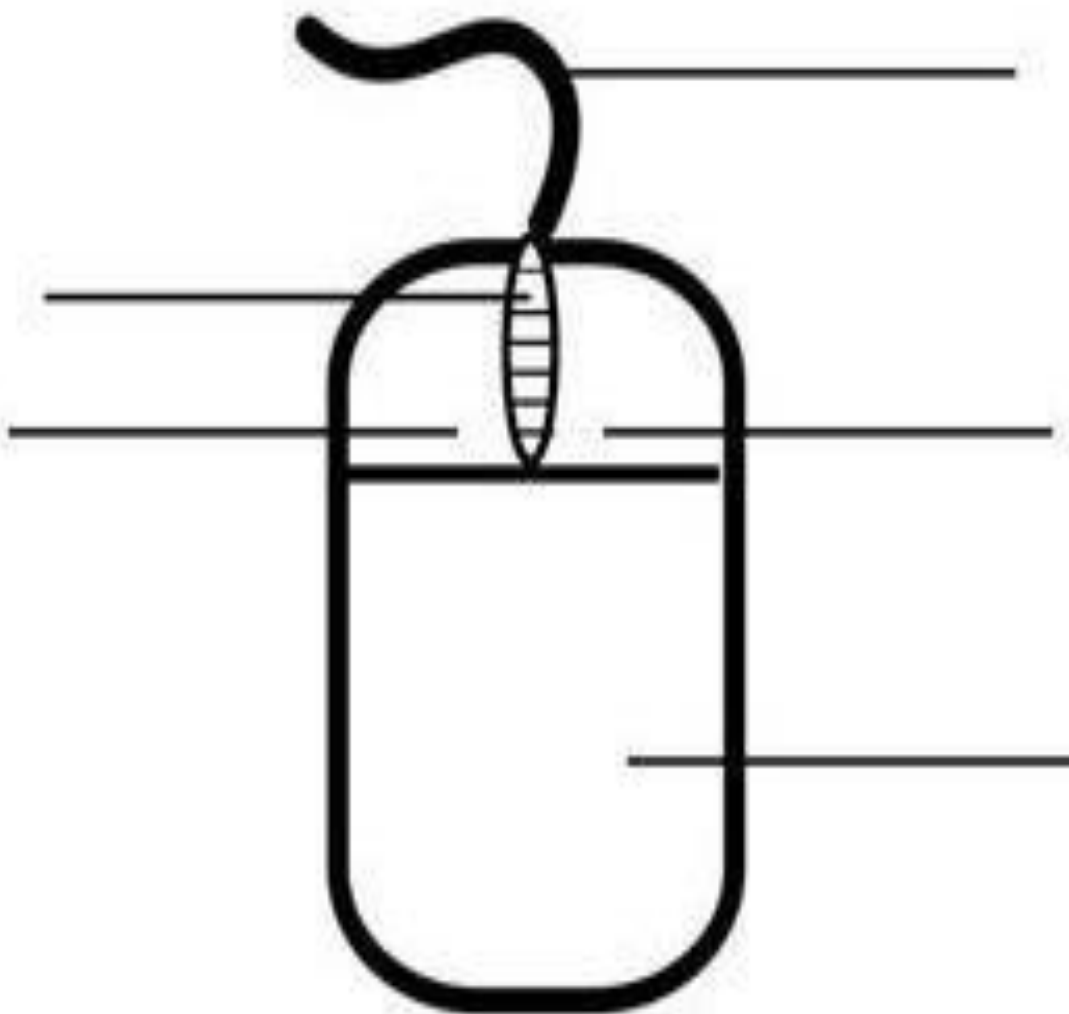
5. Speakers



**Activity 2:**

**Label the parts of computer mouse using help box and colour it beautifully.**


**Left Button   Body   Right Button   Scroll Wheel   Wire**



**Activity -3:**

**Software: Tux Paint**

**Draw Moon Night scene beautifully.**



**Activity 4:**

**Software: Tux Paint**

**Practice drawing and colouring of the following objects.**

